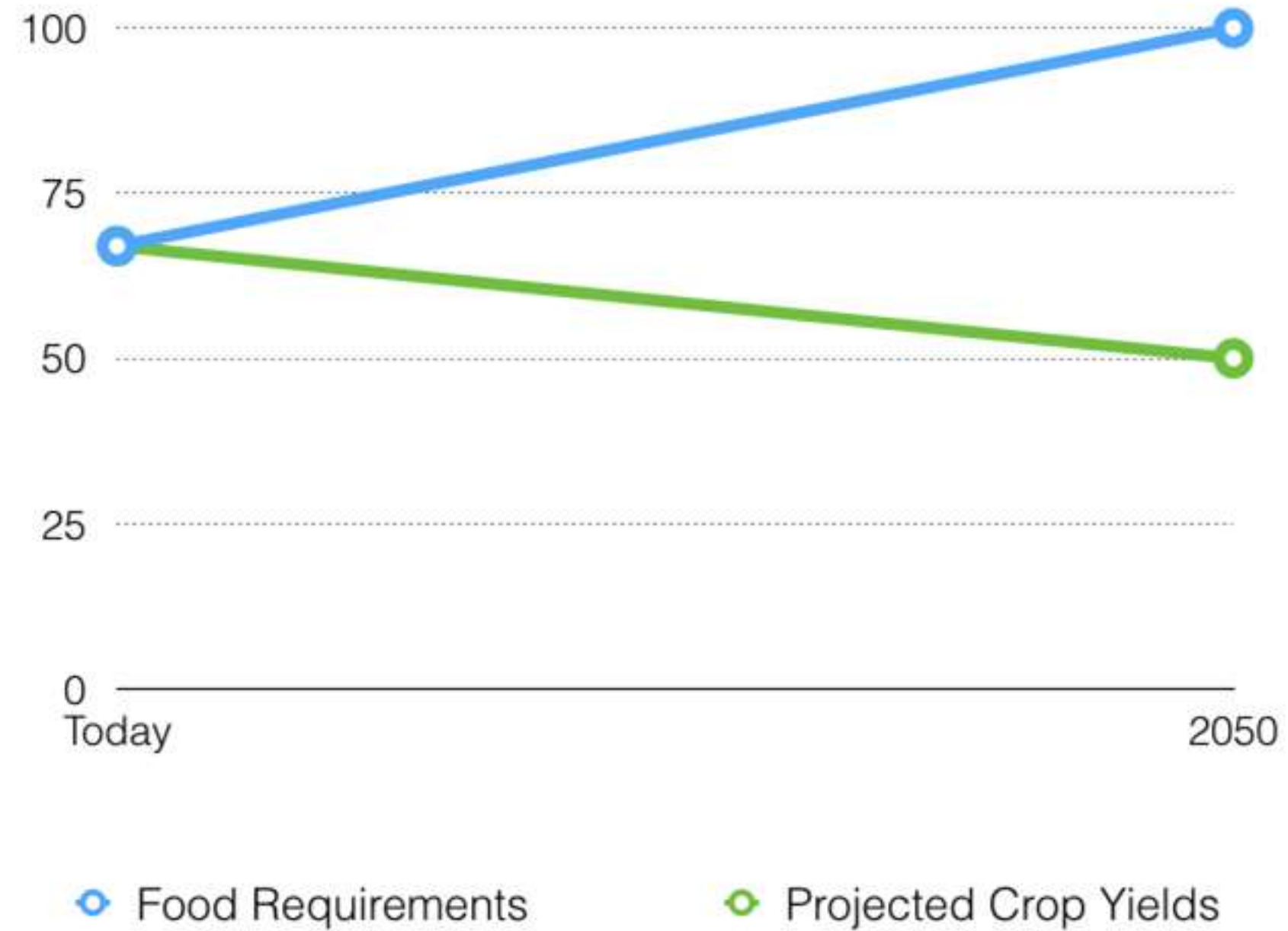


Hecture

Future Orchard Management Software

**How do we feed a world of 9 billion
people?**

Projected Crop Yields Vs Food Requirements in 2050



Hectre

HOW IT BEGAN

OUR STORY




**It all started with these guys -
Growers**

Growing Perfect Fruit Is Hard



Most Important Data Gets Lost



Handwritten note at top right: *ATSS 2.0*

Handwritten note at top left: *Carroll Street & Birch - Shallow Foundation*

Table 1: **Test Results Summary**

Test No.	Test Name	Test Date	Test Location	Test Results	Test Status
1	1000	10/10/10	1000	1000	1000
2	1000	10/10/10	1000	1000	1000
3	1000	10/10/10	1000	1000	1000
4	1000	10/10/10	1000	1000	1000
5	1000	10/10/10	1000	1000	1000
6	1000	10/10/10	1000	1000	1000
7	1000	10/10/10	1000	1000	1000
8	1000	10/10/10	1000	1000	1000
9	1000	10/10/10	1000	1000	1000
10	1000	10/10/10	1000	1000	1000

Table 2: **Test Results Summary**

Test No.	Test Name	Test Date	Test Location	Test Results	Test Status
1	1000	10/10/10	1000	1000	1000
2	1000	10/10/10	1000	1000	1000
3	1000	10/10/10	1000	1000	1000
4	1000	10/10/10	1000	1000	1000
5	1000	10/10/10	1000	1000	1000
6	1000	10/10/10	1000	1000	1000
7	1000	10/10/10	1000	1000	1000
8	1000	10/10/10	1000	1000	1000
9	1000	10/10/10	1000	1000	1000
10	1000	10/10/10	1000	1000	1000

Table 3: **Test Results Summary**

Test No.	Test Name	Test Date	Test Location	Test Results	Test Status
1	1000	10/10/10	1000	1000	1000
2	1000	10/10/10	1000	1000	1000
3	1000	10/10/10	1000	1000	1000
4	1000	10/10/10	1000	1000	1000
5	1000	10/10/10	1000	1000	1000
6	1000	10/10/10	1000	1000	1000
7	1000	10/10/10	1000	1000	1000
8	1000	10/10/10	1000	1000	1000
9	1000	10/10/10	1000	1000	1000
10	1000	10/10/10	1000	1000	1000

Table 4: **Test Results Summary**

Test No.	Test Name	Test Date	Test Location	Test Results	Test Status
1	1000	10/10/10	1000	1000	1000
2	1000	10/10/10	1000	1000	1000
3	1000	10/10/10	1000	1000	1000
4	1000	10/10/10	1000	1000	1000
5	1000	10/10/10	1000	1000	1000
6	1000	10/10/10	1000	1000	1000
7	1000	10/10/10	1000	1000	1000
8	1000	10/10/10	1000	1000	1000
9	1000	10/10/10	1000	1000	1000
10	1000	10/10/10	1000	1000	1000

Table 5: **Test Results Summary**

Test No.	Test Name	Test Date	Test Location	Test Results	Test Status
1	1000	10/10/10	1000	1000	1000
2	1000	10/10/10	1000	1000	1000
3	1000	10/10/10	1000	1000	1000
4	1000	10/10/10	1000	1000	1000
5	1000	10/10/10	1000	1000	1000
6	1000	10/10/10	1000	1000	1000
7	1000	10/10/10	1000	1000	1000
8	1000	10/10/10	1000	1000	1000
9	1000	10/10/10	1000	1000	1000
10	1000	10/10/10	1000	1000	1000

BIN SUBMISSION DOCKET BOOK 17692

Grower: **HODDY'S** ENZA Other: **Other**

Grower Name: **2222**

Substitute Date: **22/2/21**

Harvest Date: **1/2/21**

Full Size: **2**

Total Bins: **2**

Block Code: **20**

Variety: **CA 2-20**

Table 1: **COULM STRAW**

Bin	Weight	Number	Quality	PKB	30-40
1				2	
2				2	
3				2	
4				2	

Market Across: **AFRICA CHINA THAILAND USA**

STO BW: **CRATE**

Bin Type: **IVANSEA KAHUNA**

Local Market: **CA**

For Packhouse Use Only

Storage	Row	Row	Smartfresh Rows
Storage	Row	Row	

Comments: **20**

Use Only

We spoke to more growers



Data is everywhere



Hand Pruning



Chemical Thinning



First Bloom



Pest & Disease

We listened to industry



BePURE

**And the problem got
even bigger...**

The data is unusable



Rising Costs



Safer Food



Bigger Yields

***Why isn't this solved
already?***

Hectre

A STEP CHANGE IN TECHNOLOGY

THE SOLUTION

Capture Data out in the Field




Out in the Field, In the Office

A tablet displaying the 'Today's Timesheet' app interface. The app has a red header with the title and a settings gear. Below the header are icons for a calendar (showing the 23rd), a funnel, and buttons for 'Print Daily Summary' and 'Email Daily Summary'. There are also time adjustment buttons: '+15 min', a minus sign, '2.25', and a plus sign. The main content area lists tasks for two workers. For Joe Naufahu, tasks include Pruning (2.25 hours), Pruning (3.00 hours), and Canker Removal (3.00 hours), with a total of 8.25 hours. For Paulo Tulusa'siapu, tasks include Tree Training (6.00 hours) and Other (2.00 hours), with a total of 8.00 hours. Each task row has edit and delete icons. The bottom of the screen has a 'Staff Select' button and a 'Timesheet' button.

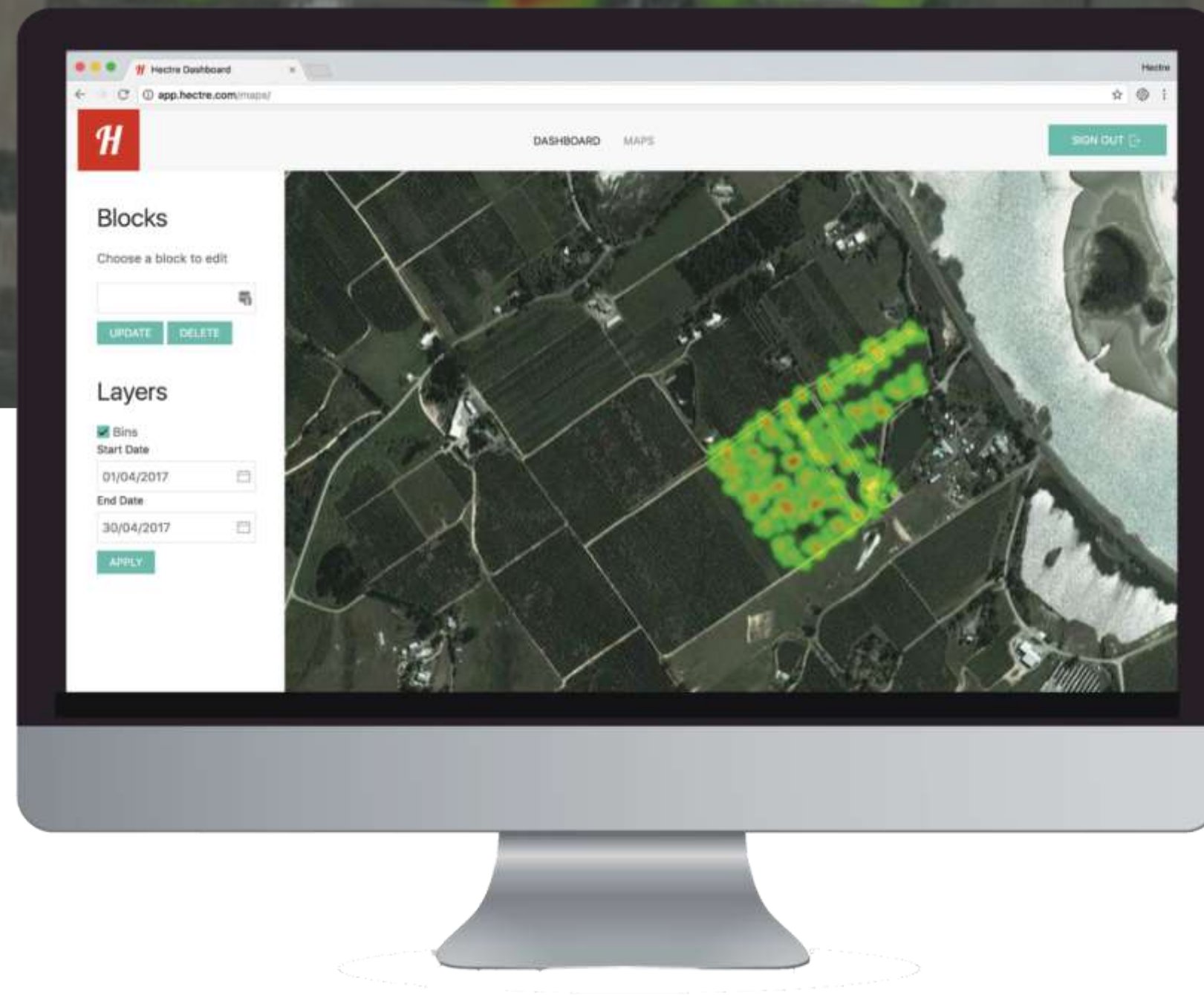
Today's Timesheet			
Joe Naufahu			
Pruning	hom-eas-env	22 Trees	2.25 hours
Pruning	hom-wes-gla	34 Trees	3.00 hours
Canker Removal	ric-nor-gla		3.00 hours
Total			8.25 hours
Paulo Tulusa'siapu			
Tree Training	ric-nor-gla	84 Trees	6.00 hours
Other	Riccarton		2.00 hours
Total			8.00 hours

Accurately Track Data

Higher Yields



Real time decisions
to improve the bottom line



Raise efficiency

Track Fruit to the Source



Wireless QR code
creation for traceability



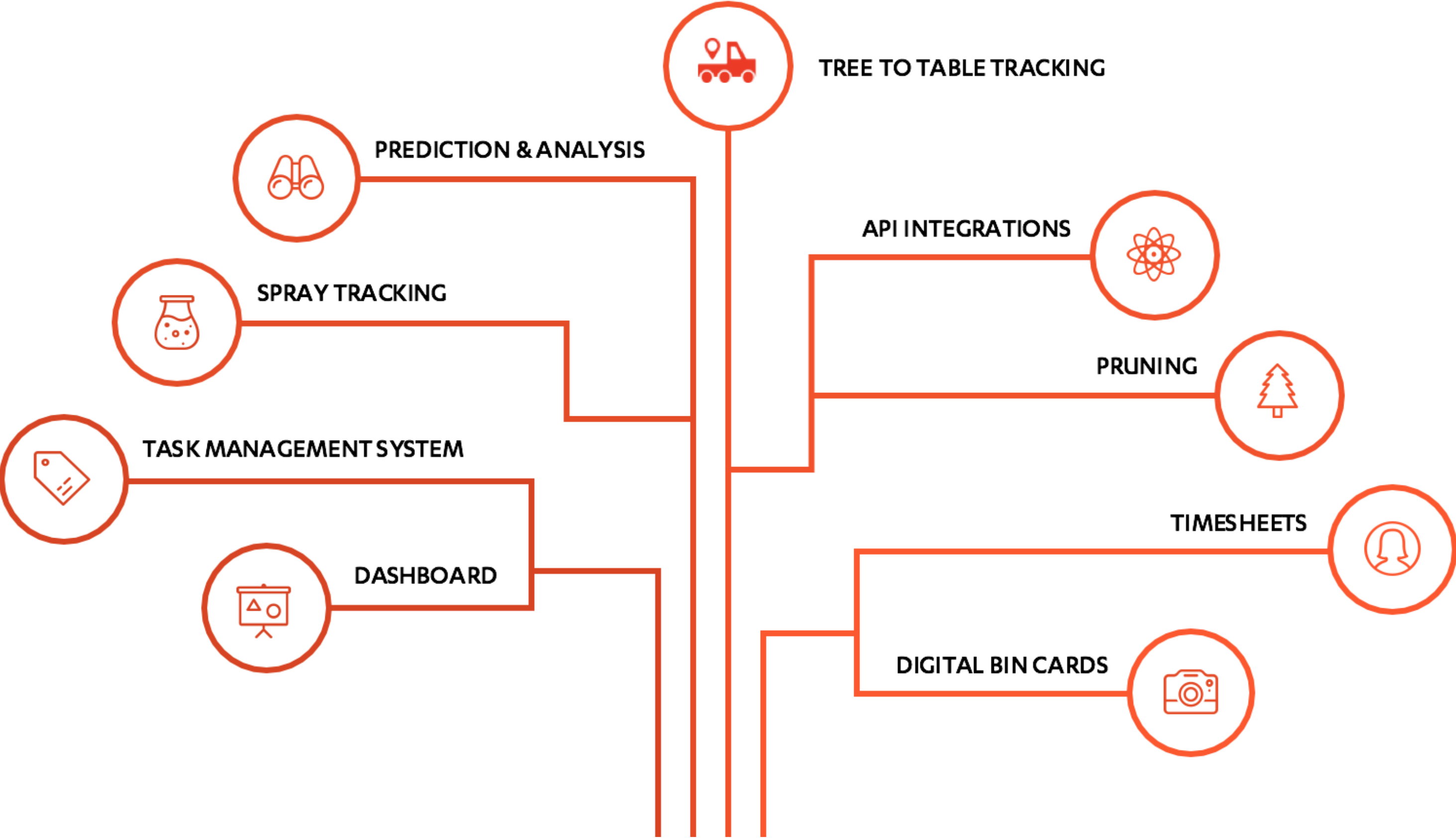
Trace back to where,
when and who



Hectre

FUTURE PRODUCTS

WHATS COMING NEXT



**How do we feed a world of 9 billion
people?**



Hectre

Matty Blomfield
+64 21 075 5018
hello@hectre.com